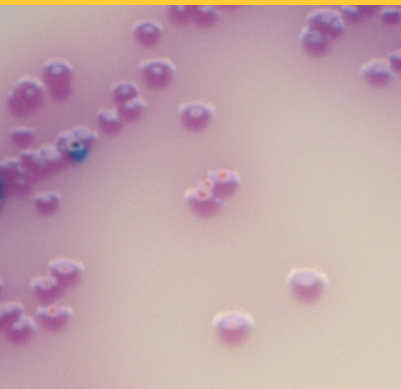




Culture Media



The first in a new class of media incorporating Inhibigen™ technology. *Brilliance™* Salmonella Agar - for the isolation and identification of all *Salmonella* spp.

SELECTIVE

- The first culture medium to incorporate novel Inhibigen technology for optimal selectivity

EASY TO READ

- Carefully selected chromogens give brightly coloured colonies for easy identification

COST EFFECTIVE

- Increased selectivity screens out negative samples more effectively, reducing further tests

FLEXIBLE

- Can be used in a variety of protocols e.g. ISO 6579:2002, Precis™, FDA/BAM

Oxoid *Brilliance* Salmonella Agar

Oxoid *Brilliance* Salmonella Agar provides a highly selective and easy-to-read medium for the presumptive identification of *Salmonella* from food and environmental samples.


The Inhibigen contained in this medium specifically targets *Escherichia coli*, which can sometimes be present in high numbers in samples. Additional compounds are added to suppress the growth of other non-target organisms. Differentiation of *Salmonella* from other organisms that grow on *Brilliance* Salmonella Agar is achieved through the inclusion of two chromogens that target specific enzymes: caprylate esterase and β -glucosidase. The action of the enzymes on the chromogens results in a build-up of colour within the colony. The colour produced depends on which enzymes the organism possesses.

The action of caprylate esterase, present in all salmonellae, results in a purple colony. Some other Enterobacteriaceae species also produce caprylate esterase, but these are either inhibited or differentiated from *Salmonella* by the β -glucosidase substrate. This results in blue colonies, which are easy to distinguish from the purple *Salmonella* colonies.



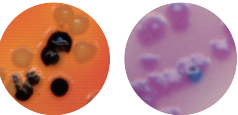
Salmonella Precip method

The Oxoid Salmonella Precip method has been validated by AFNOR to ISO 16140:2003 against standard method ISO 6579:2002 for all food, animal feed and environmental samples. See product information sheet Folio no:1215 for further details.

- | | | |
|--------------|--|---|
| Day 0 | Single enrichment: ONE Broth-Salmonella 18 hours at 42°C |  |
| Day 1 | Plating: <i>Brilliance</i> Salmonella Agar 24 hours at 37°C | |
| Day 2 | Confirmation: Oxoid Salmonella Latex Test (alternatively traditional ISO 6579:2002 confirmation tests may be used). | |

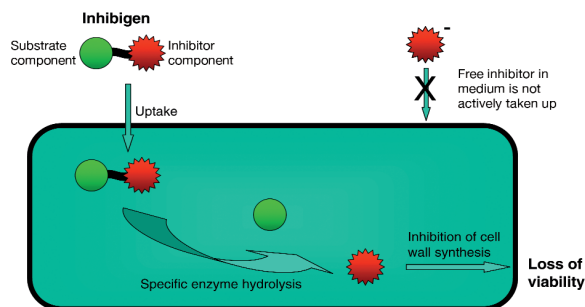
Traditional method

For example, ISO 6579:2002 please refer to full standard for complete method

- | | | |
|-----------------|---|---|
| Day 0 | Primary enrichment: BPW (ISO) 18 hours at 37°C |  |
| Day 1 | Secondary enrichment: RVS 24 hours at 41.5°C, MKTTn 24 hours at 37°C | |
| Day 2 | Plating: From each broth - XLD Agar 24 hours 37°C & second medium e.g. <i>Brilliance</i> Salmonella Agar 24 hours 37°C | |
| Days 3-5 | Confirmation: Purity plate and traditional ISO confirmation methods | |

New Inhibigen Technology

An Inhibigen molecule is made up of an enzyme substrate and inhibitory molecule, which in this form is not toxic. Once inside a microbial cell the bond can be cleaved only if the specific target enzyme is present. Once the bond is cleaved, the inhibitor molecule is released and disrupts cell wall synthesis, causing death of the organism. As cells die and lyse, free inhibitor is released but cannot be taken up by other cells, resulting in targeted inhibition.



<i>Brilliance</i> Salmonella Agar	SIZE/FORMAT	ORDER CODE
<i>Brilliance</i> Salmonella (ready to use 90mm plates)	10 plates	PO5098A*
<i>Brilliance</i> Salmonella Agar Base	500g	CM1092B
Salmonella Selective Supplement (500mL)	10 vials	SR0194E

The Oxoid product range offers the complete solution for all your *Salmonella* testing needs

Enrichment media

ONE Broth-Salmonella, Buffered Peptone Water (ISO), Rappaport-Vassiliadis Soya (RVS) Peptone Broth, Muller-Kauffmann Tetrathionate Novobiocin (MKTTn) Broth are available in a range of formats, including dehydrated and ready to use media such as 225mL bottles and 20 litre Dry-Bags™.

Plate media

***Brilliance* Salmonella Agar, XLD Agar** and a range of other *Salmonella* agar media are available as dehydrated medium and packs of ready to use 90mm plates.

Confirmatory tests

Oxoid Salmonella Latex Test	100 tests	FT0203A
Rapid latex agglutination test for the confirmation of <i>Salmonella</i> spp. This test has been validated to ISO 16140:2003 as the confirmatory step in the Oxoid Salmonella Precip method.		
Microbact™ GNB 24E	80 tests	MB1074A
Identification of Enterobacteriaceae and other Gram-negative bacilli; microplate format.		
RapID™ ONE	20 panels	R8311005*
Rapid identification of more than 70 Enterobacteriaceae and other oxidase-negative bacteria. Full identification in as little as 4 hours.		
Wellcolex™ Colour Salmonella Kit	50 tests	R30858301*
Rapid latex agglutination test for detection and presumptive serogrouping of <i>Salmonella</i> spp.		
Remel Salmonella Agglutination Sera		
A comprehensive range of agglutinating sera for <i>Salmonella</i> O and H antigen serogrouping.		
Quality Control organisms – Culti-Loops™		
<i>Salmonella</i> Typhimurium ATCC® 14028™†	5 loops	CL6000*
<i>Staphylococcus aureus</i> ATCC® 25923™†	5 loops	CL7010*
<i>Klebsiella pneumoniae</i> ATCC® 13883™†	5 loops	CL7037*
<i>Enterococcus faecalis</i> ATCC® 29212™†	5 loops	CL7030*
<i>Escherichia coli</i> ATCC® 25922™†	5 loops	CL7050*

† ATCC Licensed Derivative

The ATCC Licensed Derivative Emblem®, the ATCC Licensed Derivative word mark®, and the ATCC catalog marks are trademarks of ATCC. Oxoid Ltd is licensed to use these trademarks and sell products derived from ATCC® cultures.

* Check code and availability with your local Oxoid products representative

For more information about the Oxoid *Brilliance* range of chromogenic media and other products, please visit www.oxoid.com or talk to your local Oxoid products representative.

Limitations

Oxoid *Brilliance* Salmonella Agar is for laboratory use only, by experienced microbiologists. It must not be used beyond the stated expiry date, or if the product shows any sign of deterioration. As with all *Salmonella* media there are a small number of atypical strains that may give anomalous results or fail to grow. Media should be validated by the end-user, under local conditions. Identifications on *Brilliance* Salmonella Agar are presumptive and should be confirmed.

Oxoid and Remel are specialty microbiology brands of **Thermo Fisher Scientific**. Our products are available worldwide.

www.oxoid.com
Tel: +44 (0) 1256 841144
oxoid.info@thermofisher.com



© 2010, Thermo Fisher Scientific Inc. All other trademarks and the property of Thermo Fisher Scientific, Inc. and its subsidiaries. Copyright to photos held separately. All rights reserved.

Part of Thermo Fisher Scientific

